heimatec®
Präzisionswerkzeuge

Zubehör
accessories

AIKYTEC TOOLS & TOOLING

Hinweis zu den AGBs:
Diese finden Sie in unserem Internetauftritt unter
www.heimatec.de
Home/Impressum/AGB

Terms and conditions:
You will find them on our website
www.heimatec.com
Home/Imprint/Terms and Conditions

AIKYTEC
TOOLS & TOOLING

Das Katalog-Werk einschließlich aller seiner Teile ist urheberrechtlich geschützt. Jede Verwertung außerhalb der engen Grenzen des Urheberrechtsgesetzes ist ohne Zustimmung der Rechteeinhaber unzulässig und strafbar. Das gilt insbesondere für Vervielfältigungen, Übersetzungen, Mikroverfilmungen und die Einspeicherung und Verarbeitung in elektronischen Systemen.

heimatec® GmbH behält sich Änderungen technischer Art jederzeit ohne Vorankündigung vor. Dies gilt inbesondere bei Anpassungen an neue oder geänderte internationale Normen oder bei Weiterentwicklungen unserer Produkte oder Herstellungsprozesse.

This catalogue, including all its parts, is protected by copyright. Each use outside the restricted limitations of the Copyright Act is inadmissible and liable to prosecution without the consent of heimatec. This is particularly valid for duplication, translation, microfilming and feeding and processing in electronic systems.

heimatec® GmbH reserves the right of technical changes everytime without advance notice, which is particularly valid for adaptions to new or changed international standards, or to developments of our products or manufacturing processes.

Inhaltsverzeichnis
contents

heimatec®
Präzisionswerkzeuge

	Bezeichnung type	**Seite** side
	Reduzierbuchsen reducing sleeves	3 - 19
	Spannzangenfutter collet chuck	20 - 23
	Spannzangen ER collets ER	24
	Dichtscheiben ER seal disks ER	25
	Schrumpfspannzangen ER shrink collets ER	26
	Gewindebohrzangen ET tapping collets ET	27
	Gewindebohrzangen GB tapping collets GB	28
	Spannmuttern clamping nuts	29 - 31
	Dichtscheiben DS seal disks DS	32
	Fräsdornringe milling arbor spacers	33
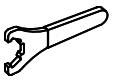	Bedienschlüssel wrench	34

AIKYTEC TOOLS & TOOLING

AKYTEC
TOOLS & TOOLING

Reduzierbuchsen
reducing sleeves

heimatec® Präzisionswerkzeuge

▶ für VDI / AGW / feste Werkzeuge
for VDI / driven tools / tool holders

ø 16

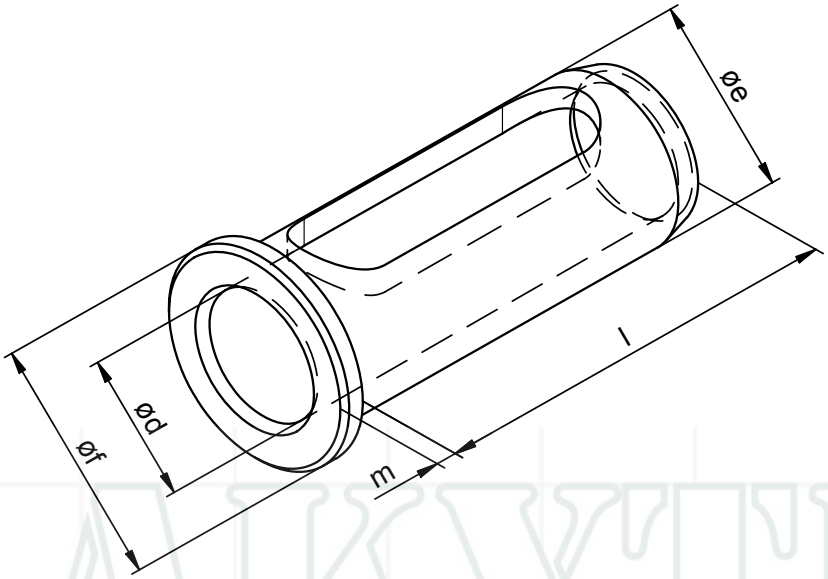

Bestell-Nr. ref.-no.	Spannsystem clamping system	ø d [mm]	ø e [mm]	ø f [mm]	m [mm]	l [mm]
8 733 02 001	6	6,0	16,0	20,0	2,0	40,0
8 733 03 001	8	8,0	16,0	20,0	2,0	40,0
8 733 04 002	10	10,0	16,0	20,0	2,0	40,0
8 733 04 003	12	12,0	16,0	20,0	2,0	40,0

Darstellung symbolisch
symbolic drawing

▶ Weitere Ausführungen auf Anfrage
further versions on request

ZB 733 0 000

©heimatec GmbH, Technische Änderungen vorbehalten
©heimatec GmbH, subject to technical changes

Reduzierbuchsen
reducing sleeves

▶ für VDI / AGW / feste Werkzeuge
for VDI / driven tools / tool holders

ø 20

Figur 1
figure 1

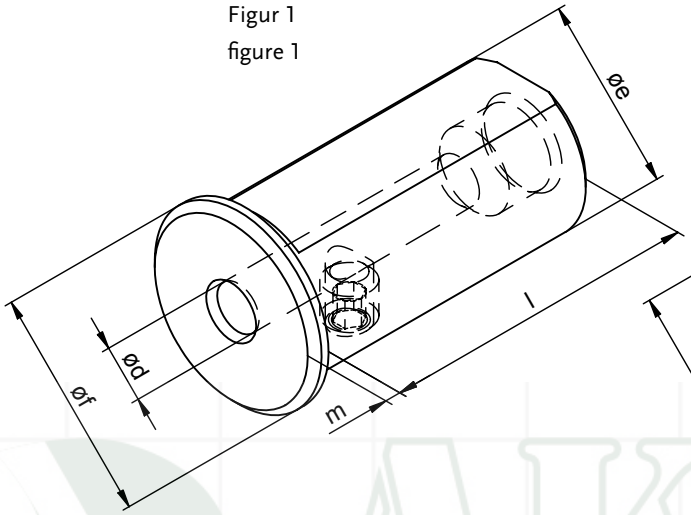

Figur 2
figure 2

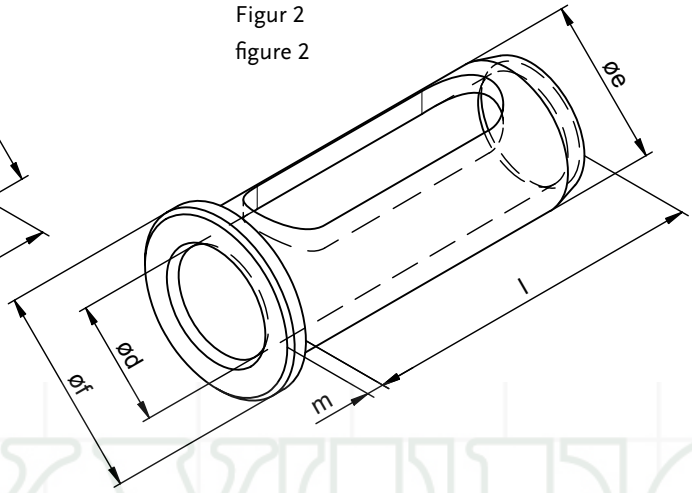

Bestell-Nr. ref.-no.	Spannsystem clamping system	ø d [mm]	ø e [mm]	ø f [mm]	m [mm]	l [mm]	Figur figure
8 733 12 001	6	6,0	20,0	24,0	2,0	40,0	1
8 733 13 001	8	8,0	20,0	24,0	2,0	40,0	1
8 733 14 004	10	10,0	20,0	24,0	2,0	40,0	2
8 733 14 005	12	12,0	20,0	24,0	2,0	40,0	2
8 733 14 006	14	14,0	20,0	24,0	2,0	40,0	2
8 733 15 001	16	16,0	20,0	24,0	2,0	40,0	2

Darstellung symbolisch
symbolic drawing

▶ Weitere Ausführungen auf Anfrage
further versions on request

ZB 733 1 000

©heimatec GmbH, Technische Änderungen vorbehalten
©heimatec GmbH, subject to technical changes

KIH/2007/08

▶ für VDI - Halter
for VDI - tool holders

Figur 1
figure 1

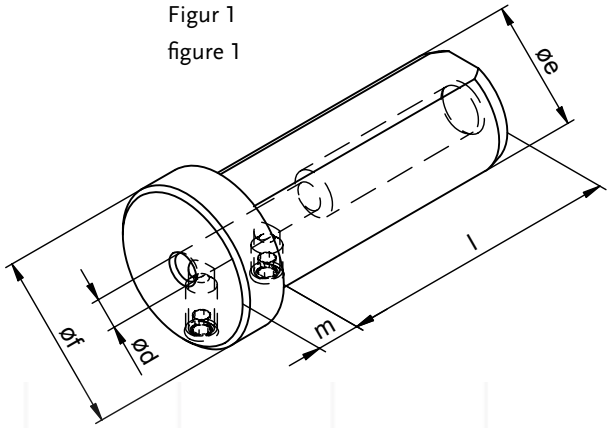

Figur 2
figure 2

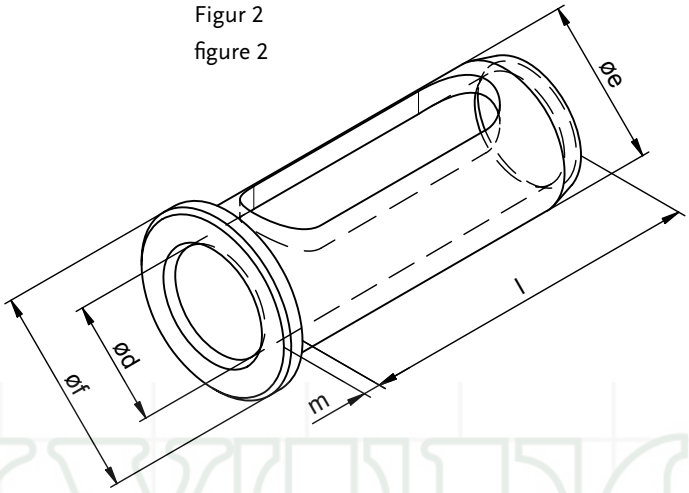

Bestell-Nr. ref.-no.	Spannsystem clamping system	ø d [mm]	ø e [mm]	ø f [mm]	m [mm]	l [mm]	Figur figure
8 733 22 001	6	6,0	25,0	29,0	4,0	46,0	1
8 733 23 000	8	8,0	25,0	29,0	4,0	46,0	1
8 733 24 000	10	10,0	25,0	29,0	4,0	46,0	1
8 733 24 012	11	11,0	25,0	29,0	4,0	46,0	1
8 733 24 001	12	12,0	25,0	29,0	4,0	46,0	1
8 733 24 011	14	14,0	25,0	29,0	4,0	46,0	2
8 733 24 002	15	15,0	25,0	29,0	4,0	46,0	2
8 733 25 000	16	16,0	25,0	29,0	4,0	46,0	2
8 733 25 004	18	18,0	25,0	29,0	4,0	46,0	2
8 733 25 003	19	19,0	25,0	29,0	4,0	46,0	2
8 733 26 000	20	20,0	25,0	29,0	4,0	46,0	2

Darstellung symbolisch
symbolic drawing

▶ Weitere Ausführungen auf Anfrage
further versions on request

ZB 733 2 000

©heimatec GmbH, Technische Änderungen vorbehalten
©heimatec GmbH, subject to technical changes

Reduzierbuchsen
reducing sleeves

ø 32

▶ für VDI - Halter
for VDI - tool holders

Figur 1
figure 1

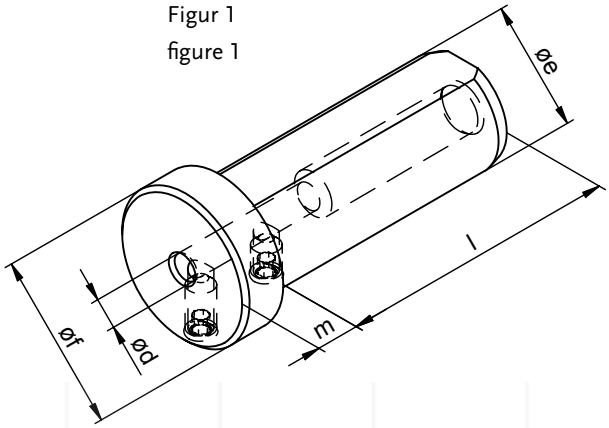

Figur 2
figure 2

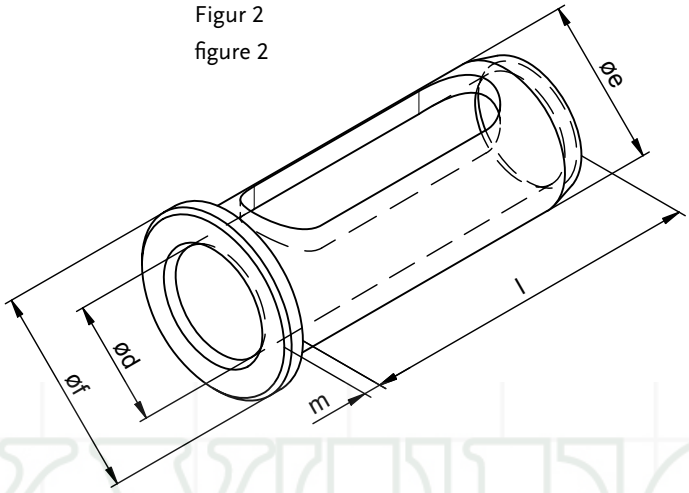

Bestell-Nr. ref.-no.	Spannsystem clamping system	ø d [mm]	ø e [mm]	ø f [mm]	m [mm]	l [mm]	Figur figure
8 733 32 001	6	6,0	32,0	36,0	5,0	58,0	1
8 733 33 001	8	8,0	32,0	36,0	5,0	58,0	1
8 733 34 000	10	10,0	32,0	36,0	5,0	58,0	1
8 733 34 001	12	12,0	32,0	36,0	5,0	58,0	1
8 733 35 000	16	16,0	32,0	36,0	5,0	58,0	2
8 733 36 000	20	20,0	32,0	36,0	5,0	58,0	2
8 733 37 000	25	25,0	32,0	36,0	5,0	58,0	2

Darstellung symbolisch
symbolic drawing

▶ Weitere Ausführungen auf Anfrage
further versions on request

ZB 733 3 000

©heimatec GmbH, Technische Änderungen vorbehalten
©heimatec GmbH, subject to technical changes

KIH/2007/08

▶ für VDI - Halter
for VDI - tool holders

Figur 1
figure 1

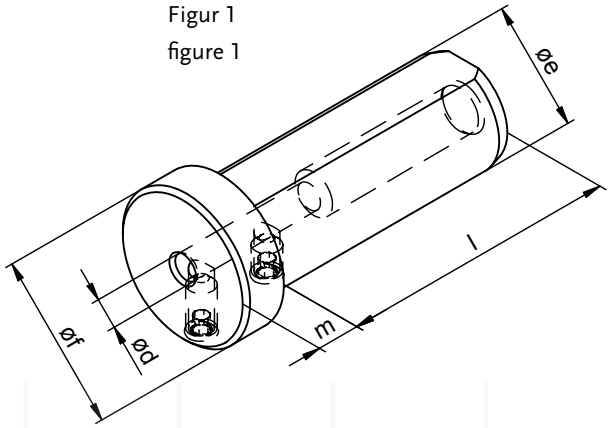

Figur 2
figure 2

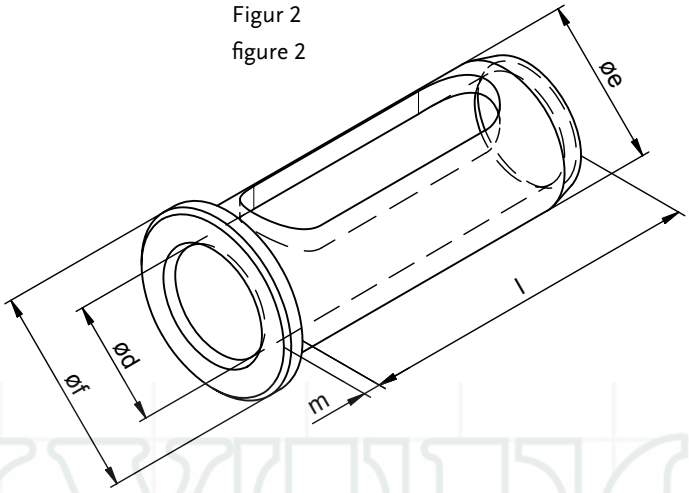

Bestell-Nr. ref.-no.	Spannsystem clamping system	ø d [mm]	ø e [mm]	ø f [mm]	m [mm]	l [mm]	Figur figure
8 733 43 001	8	8,0	40,0	44,0	5,0	53,0	1
8 733 44 001	10	10,0	40,0	44,0	5,0	53,0	1
8 733 44 002	12	12,0	40,0	44,0	5,0	53,0	1
8 733 45 000	16	16,0	40,0	44,0	5,0	53,0	2
8 733 46 000	20	20,0	40,0	44,0	5,0	53,0	2
8 733 47 000	25	25,0	40,0	44,0	5,0	53,0	2
8 733 48 000	32	32,0	40,0	44,0	5,0	53,0	2

Darstellung symbolisch
symbolic drawing

▶ Weitere Ausführungen auf Anfrage
further versions on request

©heimatec GmbH, Technische Änderungen vorbehalten
©heimatec GmbH, subject to technical changes

Reduzierbuchsen
reducing sleeves

▶ für VDI - Halter
for VDI - tool holders

ø 50

Figur 1
figure 1

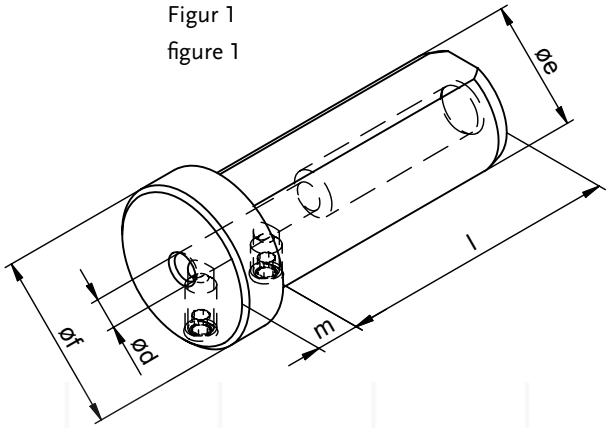

Figur 2
figure 2

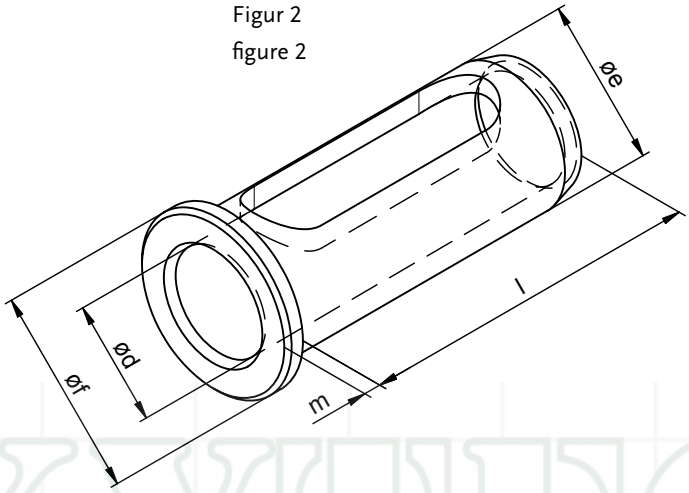

Bestell-Nr. ref.-no.	Spannsystem clamping system	ø d [mm]	ø e [mm]	ø f [mm]	m [mm]	l [mm]	Figur figure
8 733 54 000	12	12,0	50,0	54,0	5,0	75,0	1
8 733 55 000	16	16,0	50,0	54,0	5,0	75,0	2
8 733 56 000	20	20,0	50,0	54,0	5,0	75,0	2
8 733 57 000	25	25,0	50,0	54,0	5,0	75,0	2
8 733 58 000	32	32,0	50,0	54,0	5,0	75,0	2
8 733 59 000	40	40,0	50,0	54,0	5,0	75,0	2

Darstellung symbolisch
symbolic drawing

▶ Weitere Ausführungen auf Anfrage
further versions on request

ZB 733 5 000

©heimatec GmbH, Technische Änderungen vorbehalten
©heimatec GmbH, subject to technical changes

KIH/2007/08

▶ für feste Werkzeuge
for tool holders

Figur 1
figure 1

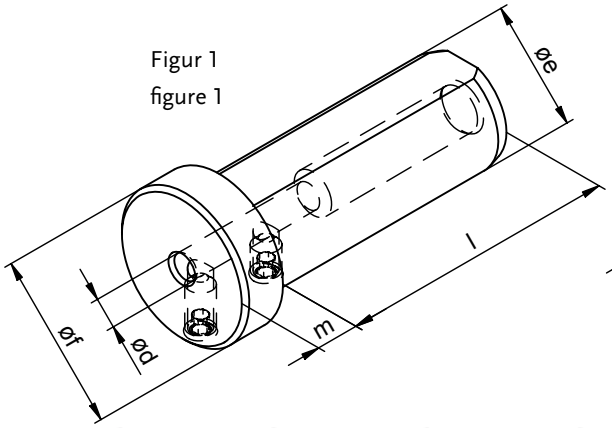

Figur 2
figure 2

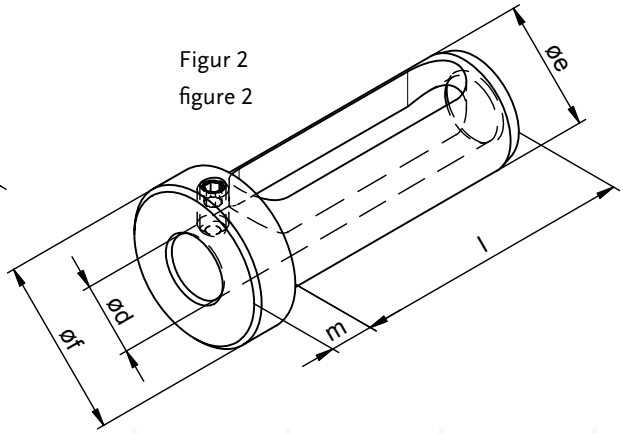

Bestell-Nr. ref.-no.	Spannsystem clamping system	ø d [mm]	ø e [mm]	ø f [mm]	m [mm]	l [mm]	Figur figure
8 732 22 000	6	6,0	25,0	34,0	10,0	65,0	1
8 732 23 000	8	8,0	25,0	34,0	10,0	65,0	1
8 732 24 000	10	10,0	25,0	34,0	10,0	65,0	1
8 732 24 001	12	12,0	25,0	34,0	10,0	65,0	1
8 732 24 002	14	14,0	25,0	34,0	10,0	65,0	2
8 732 24 009	15	15,0	25,0	34,0	10,0	65,0	2
8 732 25 000	16	16,0	25,0	34,0	10,0	65,0	2
8 732 25 004	18	18,0	25,0	34,0	10,0	65,0	2
8 732 26 000	20	20,0	25,0	34,0	10,0	65,0	2

Darstellung symbolisch
symbolic drawing

▶ Weitere Ausführungen auf Anfrage
further versions on request

ZB 732 2 000

©heimatec GmbH, Technische Änderungen vorbehalten
©heimatec GmbH, subject to technical changes

Reduzierbuchsen
reducing sleeves

▶ für feste Werkzeuge
for tool holders

ø 32

Figur 1
figure 1

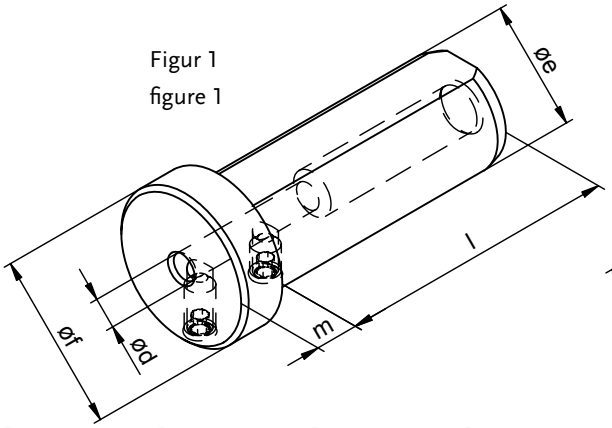

Figur 2
figure 2

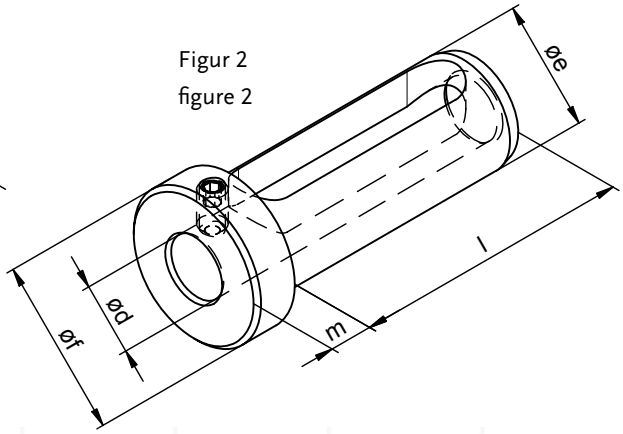

Bestell-Nr. ref.-no.	Spannsystem clamping system	ø d [mm]	ø e [mm]	ø f [mm]	m [mm]	l [mm]	Figur figure
8 732 32 006	5	5,0	32,0	39,0	10,0	65,0	1
8 732 32 002	6	6,0	32,0	39,0	10,0	65,0	1
8 732 33 001	8	8,0	32,0	39,0	10,0	65,0	1
8 732 34 001	10	10,0	32,0	39,0	10,0	65,0	1
8 732 34 000	12	12,0	32,0	39,0	10,0	65,0	1
8 732 34 006	14	14,0	32,0	39,0	10,0	65,0	1
8 732 35 000	16	16,0	32,0	39,0	10,0	65,0	1
8 732 35 003	18	18,0	32,0	39,0	10,0	65,0	2
8 732 36 000	20	20,0	32,0	39,0	10,0	65,0	2
8 732 37 000	25	25,0	32,0	39,0	10,0	65,0	2

Darstellung symbolisch
symbolic drawing

▶ Weitere Ausführungen auf Anfrage
further versions on request

ZB 732 3 000

©heimatec GmbH, Technische Änderungen vorbehalten
©heimatec GmbH, subject to technical changes

KIH/2007/08

▶ für feste Werkzeuge
for tool holders

Figur 1
figure 1

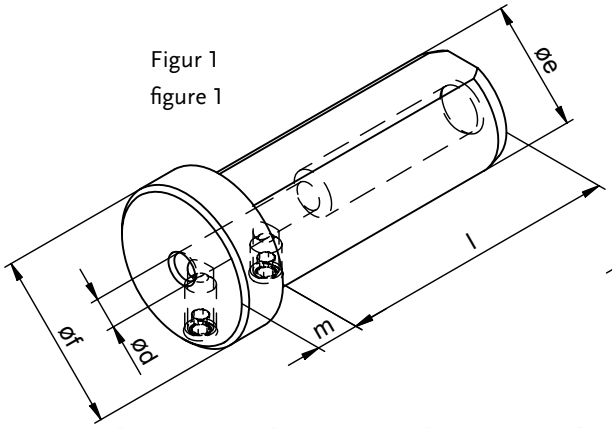

Figur 2
figure 2

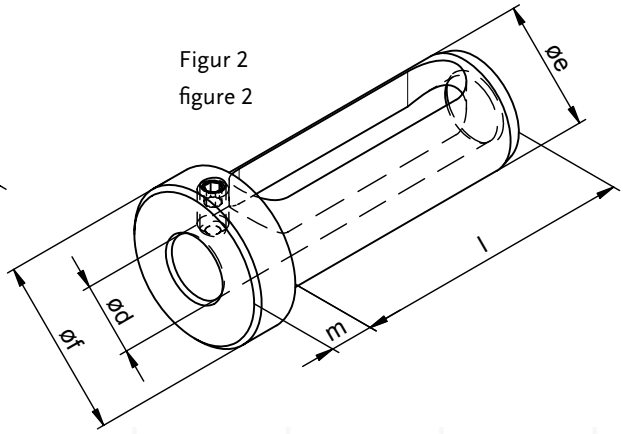

Bestell-Nr. ref.-no.	Spannsystem clamping system	ø d [mm]	ø e [mm]	ø f [mm]	m [mm]	l [mm]	Figur figure
8 732 42 003	6	6,0	40,0	49,0	10,0	65,0	1
8 732 43 000	8	8,0	40,0	49,0	10,0	65,0	1
8 732 44 001	10	10,0	40,0	49,0	10,0	65,0	1
8 732 44 000	12	12,0	40,0	49,0	10,0	65,0	1
8 732 44 004	14	14,0	40,0	49,0	10,0	65,0	1
8 732 45 000	16	16,0	40,0	49,0	10,0	65,0	1
8 732 45 004	18	18,0	40,0	49,0	10,0	65,0	1
8 732 46 000	20	20,0	40,0	49,0	10,0	65,0	1
8 732 47 000	25	25,0	40,0	49,0	10,0	65,0	2
8 732 48 000	32	32,0	40,0	49,0	10,0	65,0	2

Darstellung symbolisch
symbolic drawing

▶ Weitere Ausführungen auf Anfrage
further versions on request

ZB 732 4 000

©heimatec GmbH, Technische Änderungen vorbehalten
©heimatec GmbH, subject to technical changes

Reduzierbuchsen
reducing sleeves

▶ für feste Werkzeuge
for tool holders

ø 50

Figur 1
figure 1

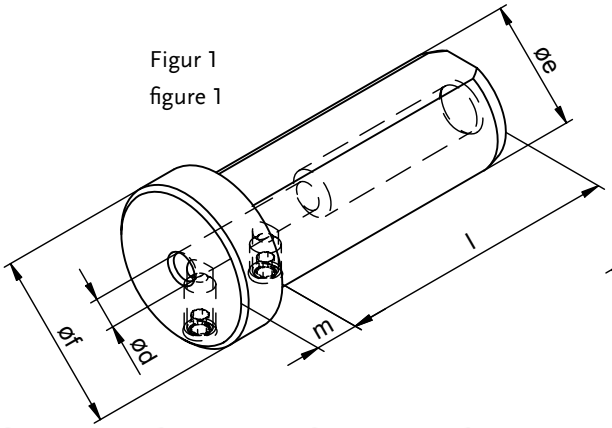

Figur 2
figure 2

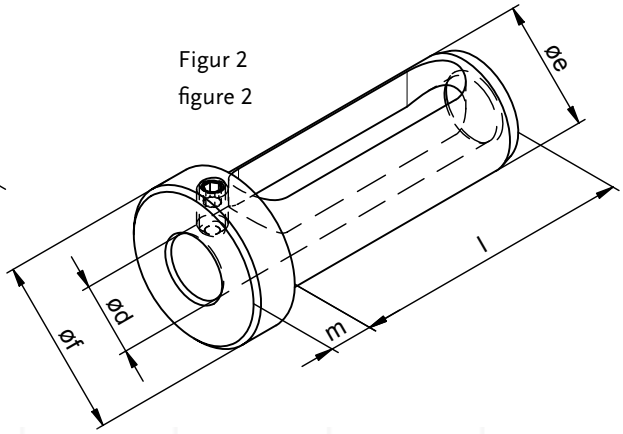

Bestell-Nr. ref.-no.	Spannsystem clamping system	ø d [mm]	ø e [mm]	ø f [mm]	m [mm]	l [mm]	Figur figure
8 732 53 002	8	8,0	50,0	59,0	10,0	82,5	1
8 732 54 001	10	10,0	50,0	59,0	10,0	82,5	1
8 732 54 000	12	12,0	50,0	59,0	10,0	82,5	1
8 732 55 000	16	16,0	50,0	59,0	10,0	82,5	1
8 732 56 001	20	20,0	50,0	59,0	10,0	82,5	1
8 732 57 000	25	25,0	50,0	59,0	10,0	82,5	1
8 732 57 002	30	30,0	50,0	59,0	10,0	82,5	2
8 732 58 001	32	32,0	50,0	59,0	10,0	82,5	2
8 732 59 001	40	40,0	50,0	59,0	10,0	82,5	2

Darstellung symbolisch
symbolic drawing

▶ Weitere Ausführungen auf Anfrage
further versions on request

ZB 732 5 000

©heimatec GmbH, Technische Änderungen vorbehalten
©heimatec GmbH, subject to technical changes

KIH/2007/08

▶ für feste Werkzeuge kurz
for static tools, short

Figur 1
figure 1

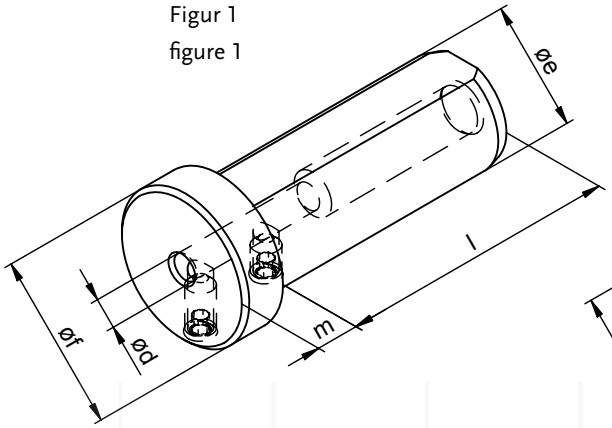

Figur 2
figure 2

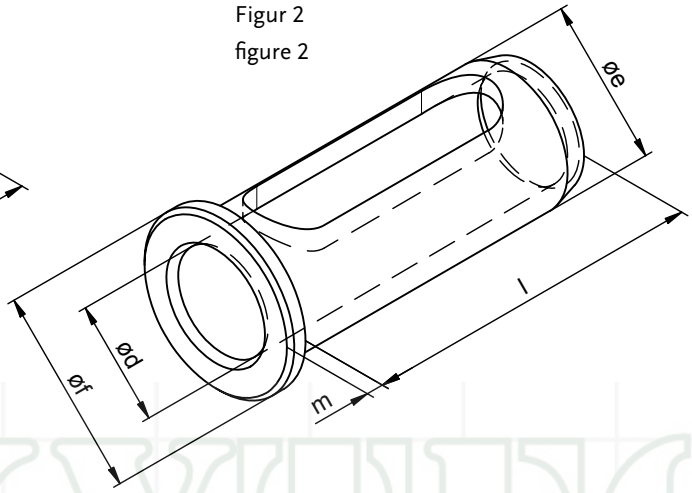

Bestell-Nr. ref.-no.	Spannsystem clamping system	ø d [mm]	ø e [mm]	ø f [mm]	m [mm]	l [mm]	Figur figure
8 737 22 000	6	6,0	25,0	34,0	10,0	32,0	1
8 737 23 000	8	8,0	25,0	34,0	10,0	32,0	1
8 737 24 001	10	10,0	25,0	34,0	10,0	32,0	1
8 737 24 002	12	12,0	25,0	34,0	10,0	32,0	1
8 737 25 001	16	16,0	25,0	34,0	10,0	32,0	2
8 737 26 001	20	20,0	25,0	34,0	10,0	32,0	2

Darstellung symbolisch
symbolic drawing

▶ Weitere Ausführungen auf Anfrage
further versions on request

ZB 737 2 000

©heimatec GmbH, Technische Änderungen vorbehalten
©heimatec GmbH, subject to technical changes

Reduzierbuchsen
reducing sleeves

ø 32

▶ für feste Werkzeuge kurz
for static tools, short

Figur 1
figure 1

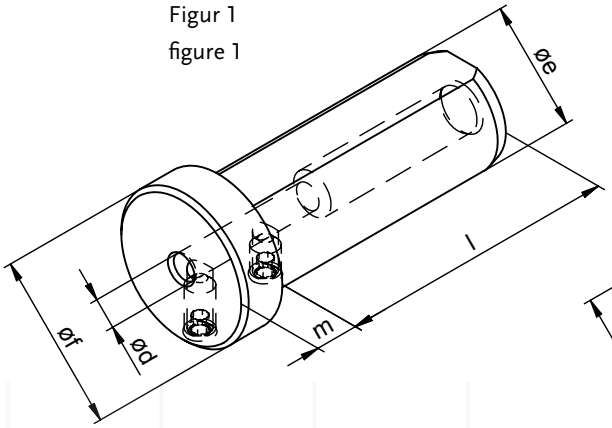

Figur 2
figure 2

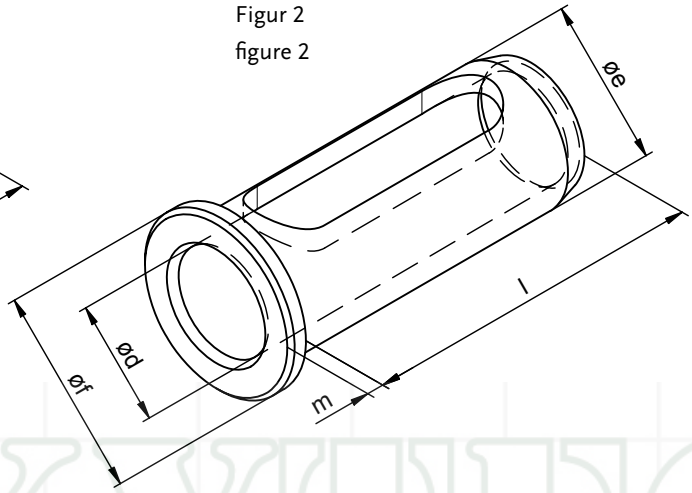

Bestell-Nr. ref.-no.	Spannsystem clamping system	ø d [mm]	ø e [mm]	ø f [mm]	m [mm]	l [mm]	Figur figure
8 737 32 000	6	6,0	32,0	39,0	10,0	32,0	1
8 737 33 000	8	8,0	32,0	39,0	10,0	32,0	1
8 737 34 000	10	10,0	32,0	39,0	10,0	32,0	1
8 737 34 001	12	12,0	32,0	39,0	10,0	32,0	1
8 737 35 000	16	16,0	32,0	39,0	10,0	32,0	2
8 737 36 000	20	20,0	32,0	39,0	10,0	32,0	2
8 737 37 000	25	25,0	32,0	39,0	10,0	32,0	2

Darstellung symbolisch
symbolic drawing

▶ Weitere Ausführungen auf Anfrage
further versions on request

ZB 737 3 000

©heimatec GmbH, Technische Änderungen vorbehalten
©heimatec GmbH, subject to technical changes

KIH/2007/08

Reduzierbuchsen MK
reducing sleeves MK

heimatec® Präzisionswerkzeuge

▶ für feste Werkzeuge
for tool holders

ø 20

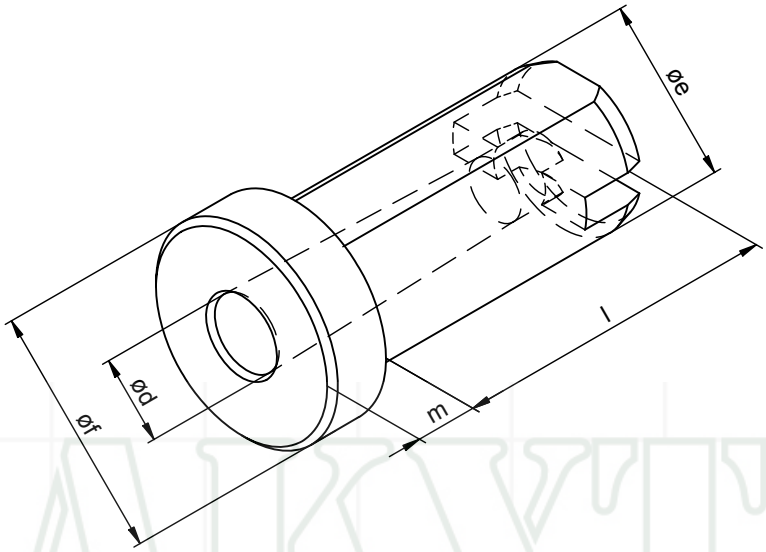

Bestell-Nr. ref.-no.	Spannsystem clamping system	ø d [mm]	ø e [mm]	ø f [mm]	m [mm]	l [mm]
8 733 11 000	MK 1	12,065	20,0	24,0	10,0	63,0

AIRKYTEC TOOLS & TOOLING

Darstellung symbolisch
symbolic drawing

▶ Weitere Ausführungen auf Anfrage
further versions on request

ZB 733 1 001

©heimatec GmbH, Technische Änderungen vorbehalten
©heimatec GmbH, subject to technical changes

Reduzierbuchsen MK
reducing sleeves MK

▶ für feste Werkzeuge
for tool holders

ø 25

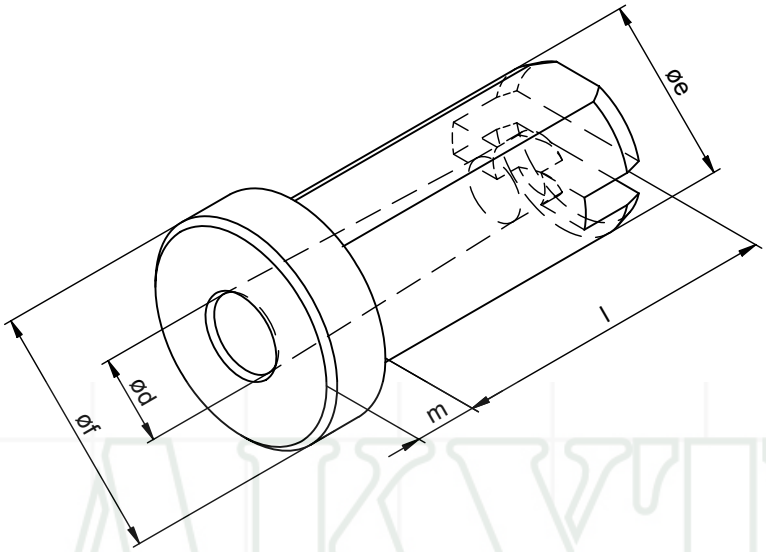

Bestell-Nr. ref.-no.	Spannsystem clamping system	ø d [mm]	ø e [mm]	ø f [mm]	m [mm]	l [mm]
8 733 21 000	MK 1	12,065	25,0	34,0	10,0	53,0
8 733 22 000	MK 2	17,78	25,0	34,0	10,0	65,0

AIKYTEC TOOLS & TOOLING

Darstellung symbolisch
symbolic drawing

▶ Weitere Ausführungen auf Anfrage
further versions on request

ZB 733 2 001

©heimatec GmbH, Technische Änderungen vorbehalten
©heimatec GmbH, subject to technical changes

Reduzierbuchsen MK
reducing sleeves MK

heimatec® Präzisionswerkzeuge

▶ für feste Werkzeuge
for tool holders

ø 32

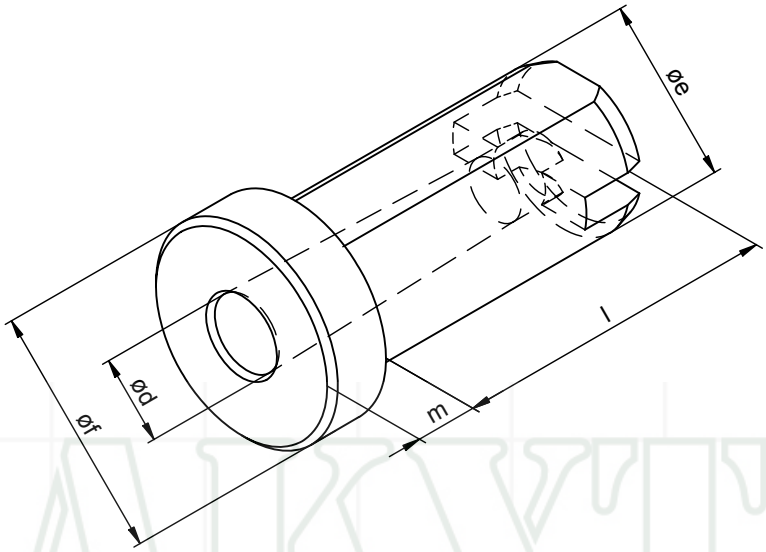

Bestell-Nr. ref.-no.	Spannsystem clamping system	ø d [mm]	ø e [mm]	ø f [mm]	m [mm]	l [mm]
8 733 31 000	MK 1	12,065	32,0	39,0	10,0	53,0
8 733 32 000	MK 2	17,78	32,0	39,0	10,0	65,0
8 733 33 000	MK 3	23,825	32,0	39,0	25,0	65,0

AIKYTEC TOOLS & TOOLING

Darstellung symbolisch
symbolic drawing

▶ Weitere Ausführungen auf Anfrage
further versions on request

ZB 733 3 001

©heimatec GmbH, Technische Änderungen vorbehalten
©heimatec GmbH, subject to technical changes

Reduzierbuchsen MK
reducing sleeves MK

▶ für feste Werkzeuge
for tool holders

ø 40

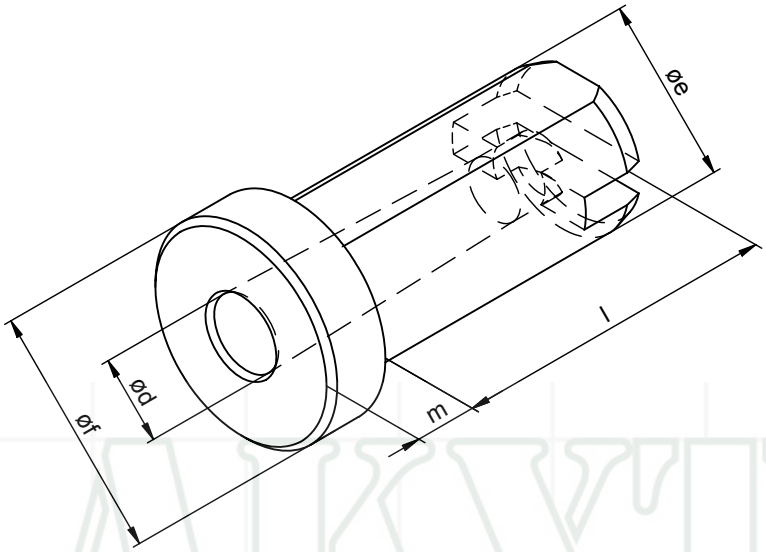

Bestell-Nr. ref.-no.	Spannsystem clamping system	ø d [mm]	ø e [mm]	ø f [mm]	m [mm]	l [mm]
8 733 41 000	MK 1	12,065	40,0	49,0	10,0	53,0
8 733 42 000	MK 2	17,78	40,0	49,0	10,0	65,0
8 733 43 000	MK 3	23,825	40,0	49,0	25,0	65,0
8 733 44 000	MK 4	31,267	40,0	49,0	50,0	65,0

Darstellung symbolisch
symbolic drawing

▶ Weitere Ausführungen auf Anfrage
further versions on request

ZB 733 4 001

©heimatec GmbH, Technische Änderungen vorbehalten
©heimatec GmbH, subject to technical changes

KIH/2007/08

Reduzierbuchsen MK
reducing sleeves MK

heimatec® Präzisionswerkzeuge

▶ für feste Werkzeuge
for tool holders

ø 50

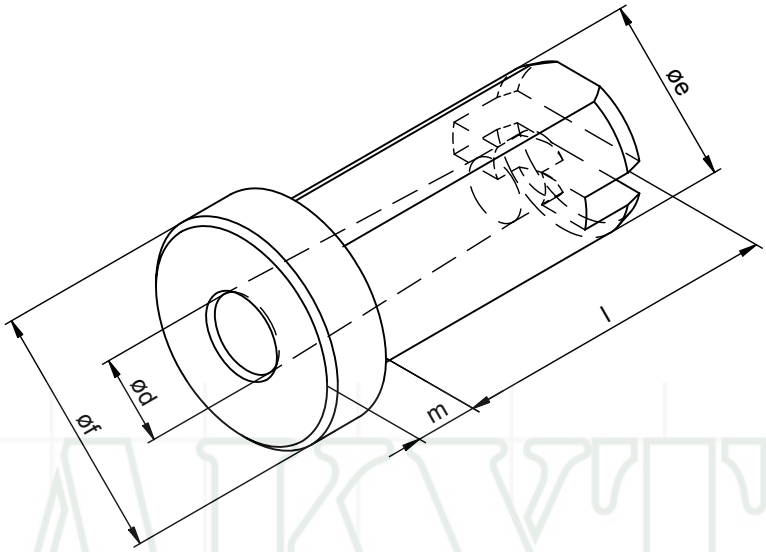

Bestell-Nr. ref.-no.	Spannsystem clamping system	ø d [mm]	ø e [mm]	ø f [mm]	m [mm]	l [mm]
8 733 51 000	MK 1	12,065	50,0	59,0	10,0	53,0
8 733 52 000	MK 2	17,78	50,0	59,0	10,0	65,0
8 733 53 000	MK 3	23,825	50,0	59,0	10,0	80,0
8 733 54 001	MK 4	31,267	50,0	59,0	24,0	92,5

Darstellung symbolisch
symbolic drawing

▶ Weitere Ausführungen auf Anfrage
further versions on request

ZB 733 5 001

©heimatec GmbH, Technische Änderungen vorbehalten
©heimatec GmbH, subject to technical changes

Spannzangenfutter
collet chucks

ø 25

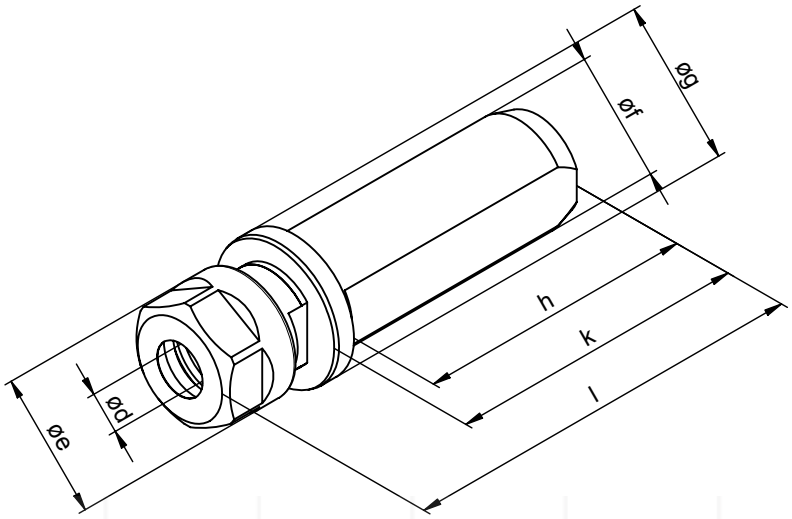

Bestell-Nr. ref.-no.	Spannsystem clamping system	ø d [mm]	ø e [mm]	ø f [mm]	ø g [mm]	h [mm]	k [mm]	l [mm]
8 776 24 002	ER 16	0,5 - 10,0	28,0	25,0	32,0	65,0	70,0	95,5
8 776 24 001	ER 20	0,5 - 13,0	34,0	25,0	32,0	65,0	70,0	97,5
8 776 25 000	ER 25	0,5 - 16,0	42,0	25,0	32,0	65,0	70,0	100,0
8 776 26 001	ER 32	1,0 - 20,0	50,0	25,0	40,0	65,0	70,0	119,0

AKVTEC TOOLS & TOOLING

Darstellung symbolisch
symbolic drawing

▶ Weitere Ausführungen auf Anfrage
further versions on request

ZB 776 2 000

©heimatec GmbH, Technische Änderungen vorbehalten
©heimatec GmbH, subject to technical changes

KIH/2007/08

ø 32

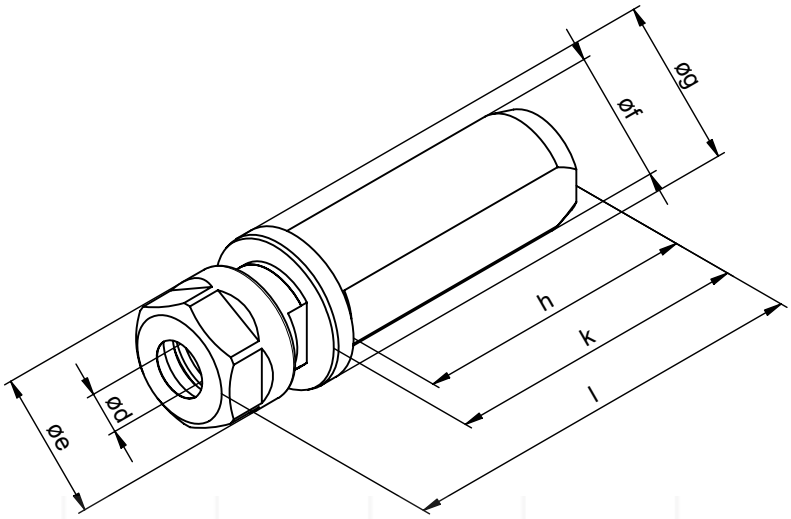

Bestell-Nr. ref.-no.	Spannsystem clamping system	ø d [mm]	ø e [mm]	ø f [mm]	ø g [mm]	h [mm]	k [mm]	l [mm]
8 776 34 000	ER 20	0,5 - 13,0	34,0	32,0	39,0	65,0	70,0	97,5
8 776 35 000	ER 25	0,5 - 16,0	42,0	32,0	39,0	65,0	70,0	100,0
8 776 36 000	ER 32	1,0 - 20,0	50,0	32,0	40,0	65,0	70,0	105,0

AKVTEC TOOLS & TOOLING

Darstellung symbolisch
symbolic drawing

▶ Weitere Ausführungen auf Anfrage
further versions on request

ZB 776 3 000

©heimatec GmbH, Technische Änderungen vorbehalten
©heimatec GmbH, subject to technical changes

Spannzangenfutter
collet chucks

ø 40

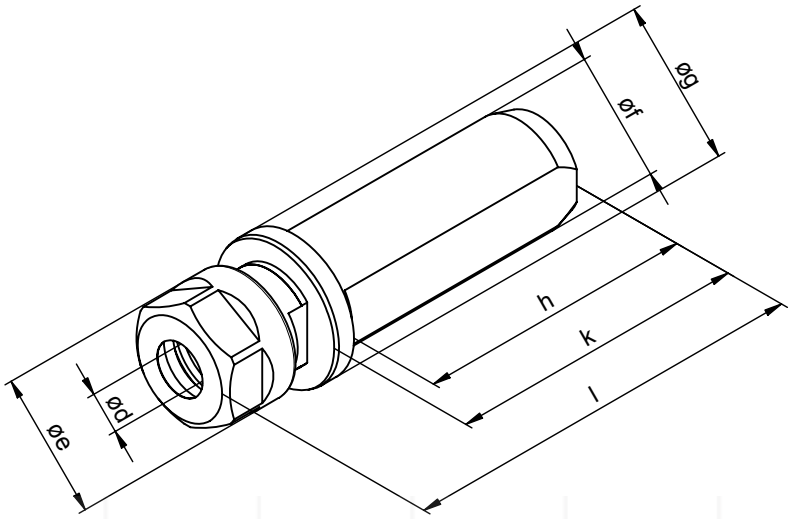

Bestell-Nr. ref.-no.	Spannsystem clamping system	ø d [mm]	ø e [mm]	ø f [mm]	ø g [mm]	h [mm]	k [mm]	l [mm]
8 776 45 000	ER 25	0,5 - 16,0	42,0	40,0	49,0	65,0	70,0	100,0
8 776 46 000	ER 32	1,0 - 20,0	50,0	40,0	49,0	65,0	70,0	105,0
8 776 47 002	ER 40	2,0 - 30,0	63,0	40,0	50,0	65,0	69,0	110,0

AKVTEC TOOLS & TOOLING

Darstellung symbolisch
symbolic drawing

▶ Weitere Ausführungen auf Anfrage
further versions on request

ZB 776 4 000

©heimatec GmbH, Technische Änderungen vorbehalten
©heimatec GmbH, subject to technical changes

ø 50

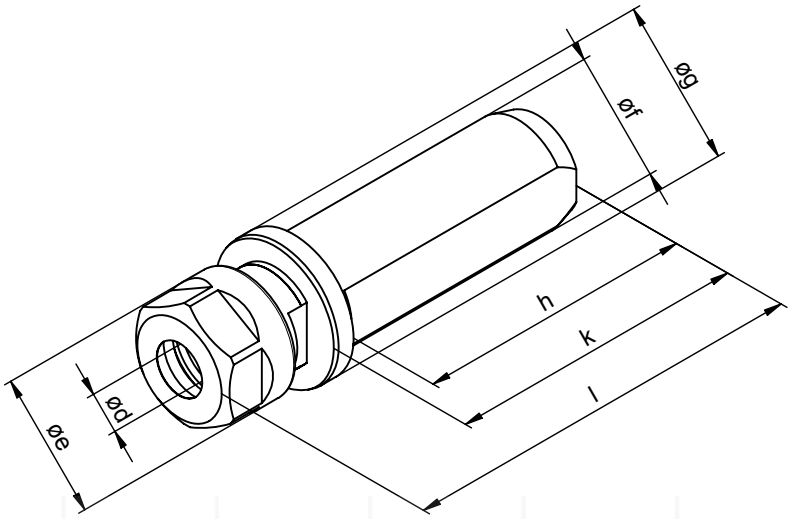

Bestell-Nr. ref.-no.	Spannsystem clamping system	ø d [mm]	ø e [mm]	ø f [mm]	ø g [mm]	h [mm]	k [mm]	l [mm]
8 776 55 000	ER 25	0,5 - 16,0	42,0	50,0	59,0	82,5	87,5	117,5
8 776 56 000	ER 32	1,0 - 20,0	50,0	50,0	59,0	82,5	87,5	122,5
8 776 57 000	ER 40	2,0 - 30,0	63,0	50,0	59,0	82,5	87,5	123,5

AKVTEC TOOLS & TOOLING

Darstellung symbolisch
symbolic drawing

▶ Weitere Ausführungen auf Anfrage
further versions on request

ZB 776 5 000

©heimatec GmbH, Technische Änderungen vorbehalten
©heimatec GmbH, subject to technical changes

Spannzangen ER
collets ER

DIN 6499 - B

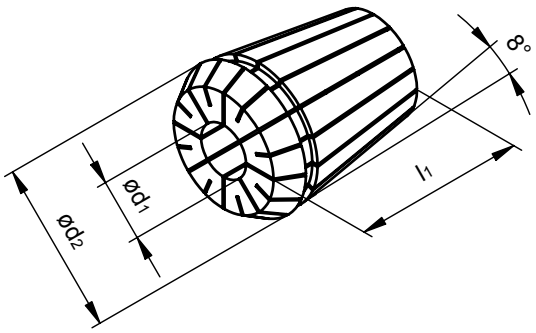

Bestell-Nr. ref.-no.	Bezeichnung type	ø d_1 [mm]	ø d_2 [mm]	l_1 [mm]
E 8. ...	ER 8	1,0 - 5,0	8,5	13,6
E 11. ...	ER 11	1,0 - 7,0	11,5	18,0
E 16. ...	ER 16	1,0 - 10,0	17,0	27,5
E 20. ...	ER 20	1,0 - 13,0	21,0	31,5
E 25. ...	ER 25	1,0 - 16,0	26,0	34,0
E 32. ...	ER 32	2,0 - 20,0	33,0	40,0
E 40. ...	ER 40	3,0 - 30,0	41,0	46,0
E 50. ...	ER 50	6,0 - 34,0	52,0	60,0

Bestell-Nr. ref.-no.	Bezeichnung type	im Satz enthaltene Spannzangen collets included in set
E 8.SET	ER 8	1,0 ; 1,5 ; 2,0 ; 2,5 ; 3,0 ; 3,5 ; 4,0 ; 4,5 ; 5,0
E 11.SET	ER 11	1,0 ; 1,5 ; 2,0 ; 2,5 ; 3,0 ; 3,5 ; 4,0 ; 4,5 ; 5,0 ; 5,5 ; 6,0 ; 6,5 ; 7,0
E 16.SET	ER 16	1,0 ; 2,0 ; 3,0 ; 4,0 ; 5,0 ; 6,0 ; 7,0 ; 8,0 ; 9,0 ; 10,0
E 20.SET	ER 20	2,0 ; 3,0 ; 4,0 ; 5,0 ; 6,0 ; 7,0 ; 8,0 ; 9,0 ; 10,0 ; 11,0 ; 12,0 ; 13,0
E 25.SET	ER 25	2,0 ; 3,0 ; 4,0 ; 5,0 ; 6,0 ; 7,0 ; 8,0 ; 9,0 ; 10,0 ; 11,0 ; 12,0 ; 13,0 ; 14,0 ; 15,0 ; 16,0
E 32.SET	ER 32	3,0 ; 4,0 ; 5,0 ; 6,0 ; 7,0 ; 8,0 ; 9,0 ; 10,0 ; 11,0 ; 12,0 ; 13,0 ; 14,0 ; 15,0 ; 16,0 ; 17,0 ; 18,0 ; 19,0 ; 20,0
E 40.SET	ER 40	4,0 ; 5,0 ; 6,0 ; 7,0 ; 8,0 ; 9,0 ; 10,0 ; 11,0 ; 12,0 ; 13,0 ; 14,0 ; 15,0 ; 16,0 ; 17,0 ; 18,0 ; 19,0 ; 20,0 ; 21,0 ; 22,0 ; 23,0 ; 24,0 ; 25,0 ; 26,0
E 50.SET	ER 50	12,0 ; 14,0 ; 16,0 ; 18,0 ; 20,0 ; 22,0 ; 24,0 ; 26,0 ; 28,0 ; 30,0 ; 32,0 ; 34,0

▶ Bemerkung

Bei Bestellung bitte Bezeichnung und ø d_1 angeben
Bestellbeispiel:
Spannzange ER 25 ; ø d_1 : 14,5mm = E 25.145

▶ remarks

Please list type and ø d_1 when ordering
Example for an order:
collet ER 25 ; ø d_1 : 14,5mm = E 25.145

Darstellung symbolisch
symbolic drawing

▶ Weitere Ausführungen auf Anfrage
further versions on request

©heimatec GmbH, Technische Änderungen vorbehalten
©heimatec GmbH, subject to technical changes

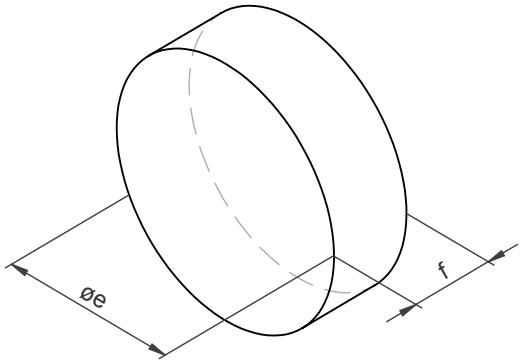

Figur 1
figure 1

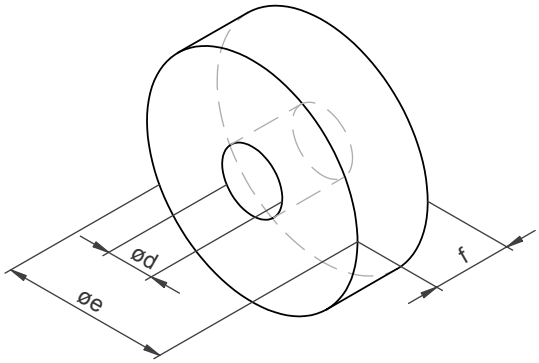

Figur 2
figure 2

Bestell-Nr. ref.-no.	Bezeichnung type	ø d [mm]	ø e [mm]	f [mm]	Figur figure
8 741 10 ...	ER 16	–	10,5	3,5	1
8 741 10 ...	ER 16	3,0 ... 9,5	10,5	3,5	2
8 741 13 ...	ER 20	–	13,5	5,5	1
8 741 13 ...	ER 20	3,0 ... 12,0	13,5	5,5	2
8 741 18 ...	ER 25	–	18,0	5,5	1
8 741 18 ...	ER 25	3,0 ... 16,0	18,0	5,5	2
8 741 24 ...	ER 32	–	24,0	5,0	1
8 741 24 ...	ER 32	3,0 ... 20,0	24,0	5,0	2
8 741 30 ...	ER 40	–	30,5	5,0	1
8 741 30 ...	ER 40	3,0 ... 26,0	30,5	5,0	2
8 741 38 ...	ER 50	–	38,0	8,0	1
8 741 38 ...	ER 50	4,0 ... 34,0	38,0	8,0	2

▶ Einbausituation
situation of installation

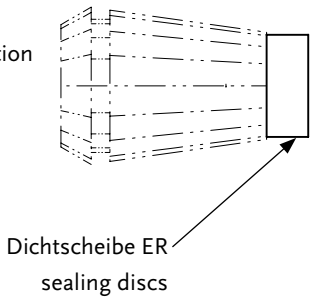

▶ Bemerkung

Bei Bestellung bitte Bezeichnung und ø d angeben
Bestellbeispiel:
Dichtscheibe ER ; ER 20 ; ø d: 4,5mm = 8 741 13 .../ER 20/ ø 4,5

remarks

Please list type and ø d when ordering
Example for an order:
sealing disc ER ; ER 20 ; ø d: 4,5mm = 8 741 13 .../ER 20/ ø 4,5

Darstellung symbolisch
symbolic drawing

▶ Weitere Ausführungen auf Anfrage
further versions on request

©heimatec GmbH, Technische Änderungen vorbehalten
©heimatec GmbH, subject to technical changes

Schrumpfspannzangen ER
shrink collets ER

DIN 6499

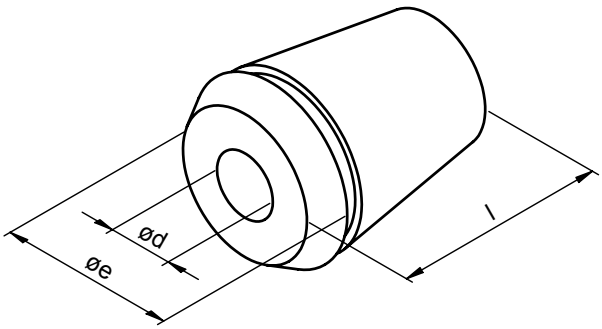

Bestell-Nr. ref.-no.	Bezeichnung type	ø e [mm]	l [mm]
ER 16-S. ...	ER 16	17,0	31,0
ER 20-S. ...	ER 20	21,0	31,0
ER 25-S. ...	ER 25	26,0	35,0
ER 32-S. ...	ER 32	33,0	40,0

- Bemerkung
  Bei Bestellung bitte Bezeichnung und ø d angeben
  Bestellbeispiel:
  Schrumpfspannzange ; ER 20 ; ø d : 4,0mm = ER 20-S.040

- remarks
  Please list type and ø d when ordering
  Example for an order:
  shrink collet ; ER 20 ; ø d : 4,0mm = ER 20-S.040

Darstellung symbolisch
symbolic drawing

- Weitere Ausführungen auf Anfrage
  further versions on request

©heimatec GmbH, Technische Änderungen vorbehalten
©heimatec GmbH, subject to technical changes

DIN 6499

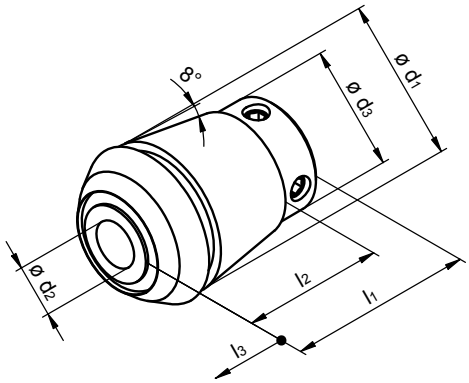

Bestell-Nr. ref.-no.	Bezeichnung type	ø d_1 [mm]	ø d_3 [mm]	l_1 [mm]	l_2 [mm]	l_3 [mm]
ET-1-12...	ET 12	11,5	7,0	18,0	21,5	5,5
ET-1-16...	ET 16	17,0	11,0	27,0	22,0	7,0
ET-1-20...	ET 20	21,0	14,0	31,0	24,0	7,0
ET-1-25...	ET 25	26,0	19,0	34,0	26,0	8,0
ET-1-32...	ET 32	33,0	23,0	43,0	33,0	10,0
ET-1-40...	ET 40	41,0	28,0	54,0	42,0	13,0

Bestell-Nr. ref.-no.	Bezeichnung type	im Satz enthaltene Gewindebohrzangen tapping collets included in set
ET-1-12-DIN	ET 12	1,4 ; 1,6 ; 1,8 ; 2,2 ; 2,5 ; 2,8 ; 3,5
ET-1-16-DIN	ET 16	1,4 ; 1,6 ; 1,8 ; 2,2 ; 2,5 ; 2,8 ; 3,5 ; 4,0 ; 4,5 ; 6,0
ET-1-20-DIN	ET 20	2,5 ; 2,8 ; 3,5 ; 4,0 ; 4,5 ; 6,0 ; 7,0
ET-1-25-DIN	ET 25	2,8 ; 3,5 ; 4,0 ; 4,5 ; 6,0 ; 7,0 ; 8,0 ; 9,0
ET-1-32-DIN	ET 32	4,5 ; 6,0 ; 7,0 ; 8,0 ; 9,0 ; 10,0 ; 11,0 ; 12,0
ET-1-40-DIN	ET 40	6,0 ; 7,0 ; 8,0 ; 9,0 ; 10,0 ; 11,0 ; 12,0 ; 14,0 ; 16,0

▶ Bemerkung

Bei Bestellung bitte Bezeichnung und ø d_2 angeben

Bestellbeispiel:

Gewindebohrzange ET ; ET 20 ; ø d_2 : 4,5mm = ET-1-20-045

▶ remarks

Please list type and ø d_2 when ordering

Example for an order:

tapping collet ET ; ET 20 ; ø d_2 : 4,5mm = ET-1-20-045

Darstellung symbolisch
symbolic drawing

▶ Weitere Ausführungen auf Anfrage
further versions on request

©heimatec GmbH, Technische Änderungen vorbehalten
©heimatec GmbH, subject to technical changes

Gewindebohrzangen GB
tapping collets GB

DIN 6499

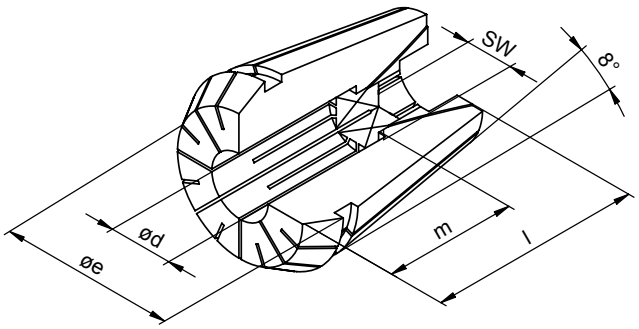

Bestell-Nr. ref.-no.	Bezeichnung type	ø e [mm]	l [mm]
ER 11-GB. ...	ER 11	11,3	18,0
ER 16-GB. ...	ER 16	16,8	27,5
ER 20-GB. ...	ER 20	20,8	31,5
ER 25-GB. ...	ER 25	25,8	34,0
ER 32-GB. ...	ER 32	32,8	40,0
ER 40-GB. ...	ER 40	40,8	46,0

▶ Bemerkung

Bei Bestellung bitte Bezeichnung, ø d und Schlüsselweite SW angeben

Bestellbeispiel:

Gewindebohrzange GB ; ER 20 ; ø d : 4,5mm ; Schlüsselweite SW : 3,4mm = ER 20-GB.045034

▶ remarks

Please list type, ø d and wrench size SW when ordering

Example for an order:

tapping collet GB ; ER 20 ; ø d : 4,5mm ; wrench size SW : 3,4mm = ER 20-GB.045034

Darstellung symbolisch
symbolic drawing

▶ Weitere Ausführungen auf Anfrage
further versions on request

©heimatec GmbH, Technische Änderungen vorbehalten
©heimatec GmbH, subject to technical changes

▶ DIN 6499 - D/E

Figur 1
figure 1

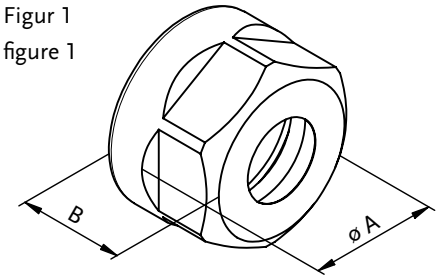

Figur 2
figure 2

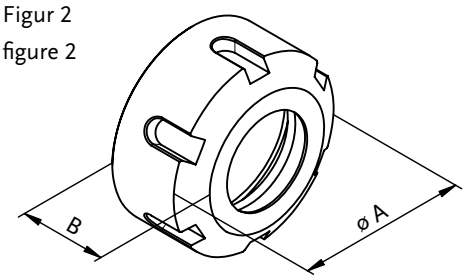

Bestell-Nr. ref.-no.	Bezeichnung type	ø A [mm]	B [mm]		Figur figure
1 615 035 000	ER 11	19,0	11,3	M 14 x 0,75	1
1 615 035 001	ER 16	28,0	17,5	M 22 x 1,5	1
1 615 035 002	ER 20	34,0	19,0	M 25 x 1,5	1
1 615 035 003	ER 25	42,0	20,0	M 32 x 1,5	2
1 615 035 004	ER 32	50,0	22,5	M 40 x 1,5	2
1 615 035 005	ER 40	63,0	25,5	M 50 x 1,5	2
1 615 035 006	ER 50	78,0	35,3	M 64 x 2,0	2

▶ für interne Kühlmittelzufuhr
for internal coolant

Figur 1
figure 1

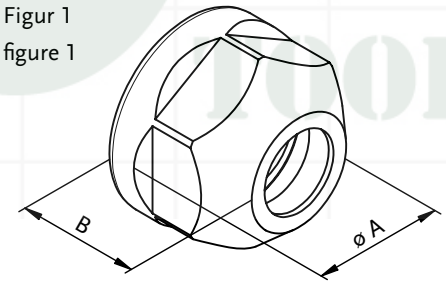

Figur 2
figure 2

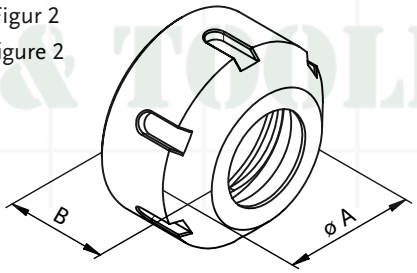

Bestell-Nr. ref.-no.	Bezeichnung type	ø A [mm]	B [mm]		Figur figure
auf Anfrage / on request	ERC 11	19,0	14,6	M 14 x 0,75	1
1 615 035 023	ERC 16	28,0	22,5	M 22 x 1,5	1
1 615 035 015	ERC 20	34,0	24,0	M 25 x 1,5	1
1 615 035 016	ERC 25	42,0	25,0	M 32 x 1,5	2
1 615 035 017	ERC 32	50,0	27,5	M 40 x 1,5	2
1 615 035 014	ERC 40	63,0	30,5	M 50 x 1,5	2

Darstellung symbolisch
symbolic drawing

▶ Weitere Ausführungen auf Anfrage
further versions on request

©heimatec GmbH, Technische Änderungen vorbehalten
©heimatec GmbH, subject to technical changes

Spannmuttern ER..M / ER..MC
clamping nuts ER..M / ER..MC

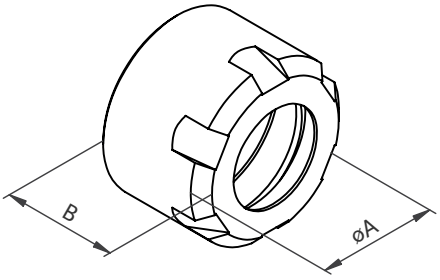

Bestell-Nr. ref.-no.	Bezeichnung type	ø A [mm]	B [mm]	
1 615 038 002	ER 8 M	12,0	10,8	M 10 x 0,75
1 615 038 000	ER 11 M	16,0	12,0	M 13 x 0,75
1 615 038 003	ER 16 M	22,0	18,4	M 19 x 1,0
1 615 038 001	ER 20 M	28,0	19,0	M 24 x 1,0
1 615 038 004	ER 25 M	35,0	20,0	M 30 x 1,0

▶ für interne Kühlmittelzufuhr
for internal coolant

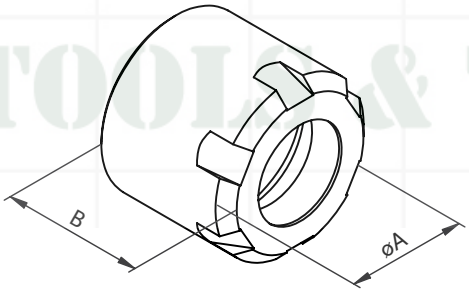

Bestell-Nr. ref.-no.	Bezeichnung type	ø A [mm]	B [mm]	
auf Anfrage / on request	ER 11 MC	16,0	14,6	M 13 x 0,75
1 615 038 006	ER 16 MC	22,0	22,0	M 19 x 1,0
1 615 038 007	ER 20 MC	28,0	24,0	M 24 x 1,0
1 615 038 008	ER 25 MC	35,0	25,0	M 30 x 1,0

Darstellung symbolisch
symbolic drawing

▶ Weitere Ausführungen auf Anfrage
further versions on request

©heimatec GmbH, Technische Änderungen vorbehalten
©heimatec GmbH, subject to technical changes

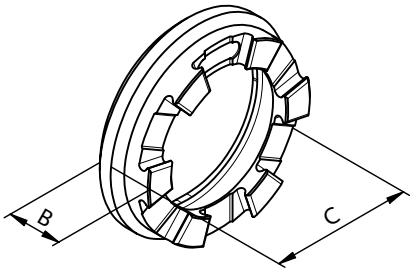

Bestell-Nr. ref.-no.	Bezeichnung type	C	B [mm]
1 615 036 005	ER 11 AX	M 18 x 1,0	7,5
1 615 036 006	ER 16 AX	M 24 x 1,0	7,6
1 615 036 007	ER 20 AX	M 28 x 1,5	8,5
1 615 036 008	ER 25 AX	M 32 x 1,5	8,8
1 615 036 009	ER 32 AX	M 40 x 1,5	9,8
1 615 036 010	ER 40 AX	M 50 x 1,5	11,7

▶ für interne Kühlmittelzufuhr
for internal coolant

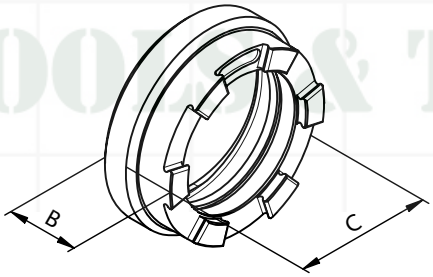

Bestell-Nr. ref.-no.	Bezeichnung type	C	B [mm]
1 615 040 011	ER 16 AXC	M 24 x 1,0	12,5
1 615 040 012	ER 20 AXC	M 28 x 1,5	13,5
1 615 040 013	ER 25 AXC	M 32 x 1,5	13,8
1 615 040 014	ER 32 AXC	M 40 x 1,5	14,9
1 615 040 015	ER 40 AXC	M 50 x 1,5	16,6

Darstellung symbolisch
symbolic drawing

▶ Weitere Ausführungen auf Anfrage
further versions on request

©heimatec GmbH, Technische Änderungen vorbehalten
©heimatec GmbH, subject to technical changes

Dichtscheiben DS
sealing discs DS

▶ für VDI / AGW / feste Werkzeuge
for VDI / driven tools / tool holders

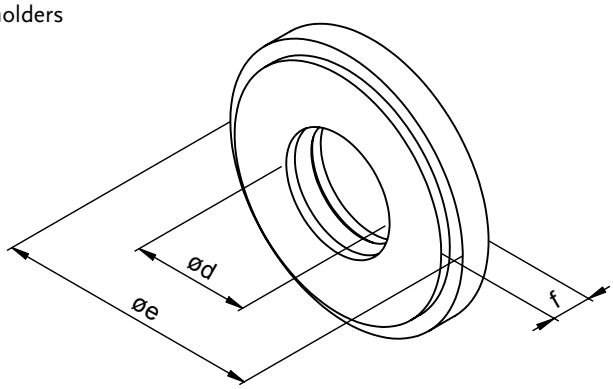

Bestell-Nr. ref.-no.	Bezeichnung type	ø d [mm]	ø e [mm]	f [mm]
DS/ER 16/...	ER 16	3,0 ... 10,0	13,0	4,0
DS/ER 20/...	ER 20	3,0 ... 13,0	16,0	4,0
DS/ER 25/...	ER 25	3,0 ... 16,0	21,0	4,0
DS/ER 32/...	ER 32	3,0 ... 20,0	27,0	4,0
DS/ER 40/...	ER 40	3,0 ... 26,0	33,5	4,0

Bestell-Nr. ref.-no.	Bezeichnung type	im Satz enthaltene Dichtscheiben sealing discs included in set
DS/ER 16/Satz	ER 16	3,5 ; 4,0 ; 4,5 ; 5,0 ; 5,5 ; 6,0 ; 6,5 ;7,0 ; 7,5 ; 8,0 ; 8,5 ; 9,0 ; 9,5 ; 10,0
DS/ER 20/Satz	ER 20	3,5 ; 4,0 ; 4,5 ; 5,0 ; 5,5 ; 6,0 ; 6,5 ;7,0 ; 7,5 ; 8,0 ; 8,5 ; 9,0 ; 9,5 ; 10,0 ;10,5 ; 11,0 ; 11,5 ; 12,0 ; 12,5 ; 13,0
DS/ER 25/Satz	ER 25	3,5 ; 4,0 ; 4,5 ; 5,0 ; 5,5 ; 6,0 ; 6,5 ;7,0 ; 7,5 ; 8,0 ; 8,5 ; 9,0 ; 9,5 ; 10,0 ;10,5 ; 11,0 ; 11,5 ; 12,0 ; 12,5 ; 13,0 ;13,5 ; 14,0 ; 14,5 ; 15,0 ; 15,5 ; 16,0
DS/ER 32/Satz	ER 32	3,5 ; 4,0 ; 4,5 ; 5,0 ; 5,5 ; 6,0 ; 6,5 ;7,0 ; 7,5 ; 8,0 ; 8,5 ; 9,0 ; 9,5 ; 10,0 ;10,5 ; 11,0 ; 11,5 ; 12,0 ; 12,5 ; 13,0 ;13,5 ; 14,0 ; 14,5 ; 15,0 ; 15,5 ; 16,0 ; 16,5 ; 17,0 ; 17,5 ; 18,0 ; 18,5 ; 19,0 ; 19,5 ; 20,0 ;
DS/ER 40/Satz	ER 40	3,5 ; 4,0 ; 4,5 ; 5,0 ; 5,5 ; 6,0 ; 6,5 ;7,0 ; 7,5 ; 8,0 ; 8,5 ; 9,0 ; 9,5 ; 10,0 ;10,5 ; 11,0 ; 11,5 ; 12,0 ; 12,5 ; 13,0 ;13,5 ; 14,0 ; 14,5 ; 15,0 ; 15,5 ; 16,0 ; 16,5 ; 17,0 ; 17,5 ; 18,0 ; 18,5 ; 19,0 ;19,5 ; 20,0 ; 20,5 ; 21,0 ; 21,5 ; 22,0 ;22,5 ; 23,0 ; 23,5 ; 24,0 ; 24,5 ; 25,0 ;25,5 ; 26,0

▶ Einbausituation
situation of installation

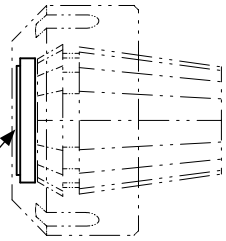

▶ Bemerkung

Bei Bestellung bitte Bezeichnung und ø d angeben
Bestellbeispiel:
Dichtscheibe DS ; ER 20 ; ø d: 4,5mm = DS/ER 20/ ø 4,5

▶ remarks

Please list type and ø d when ordering
Example for an order:
sealing disc DS ; ER 20 ; ø d: 4,5mm = DS/ER 20/ ø 4,5

Darstellung symbolisch
symbolic drawing

▶ Weitere Ausführungen auf Anfrage
further versions on request

©heimatec GmbH, Technische Änderungen vorbehalten
©heimatec GmbH, subject to technical changes

Fräsdornringe
milling arbor spacers

heimatec® Präzisionswerkzeuge

ø 10 - 40

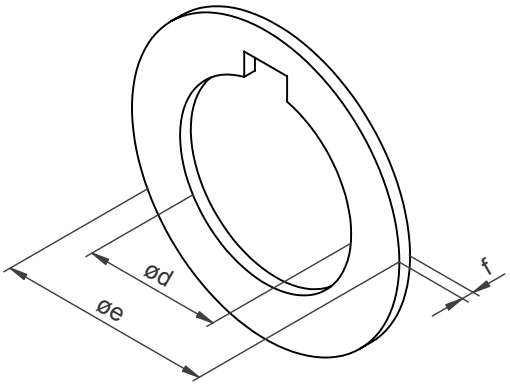

Bestell-Nr. ref.-no.	Bezeichnung type	ø d [mm]	ø e [mm]	Sortiment assortment
8 620 10 000	ø 10	10,0	15,7	Standard / standard
8 620 10 001	ø 10	10,0	15,7	Groß / large
8 620 13 000	ø 13	13,0	21,7	Standard / standard
8 620 13 001	ø 13	13,0	21,7	Groß / large
8 620 16 000	ø 16	16,0	25,0	Standard / standard
8 620 16 001	ø 16	16,0	25,0	Groß / large
8 620 22 000	ø 22	22,0	33,0	Standard / standard
8 620 22 001	ø 22	22,0	33,0	Groß / large
8 620 27 000	ø 27	27,0	39,0	Standard / standard
8 620 27 001	ø 27	27,0	39,0	Groß / large
8 620 32 000	ø 32	32,0	45,0	Standard / standard
8 620 32 001	ø 32	32,0	45,0	Groß / large
8 620 40 000	ø 40	40,0	54,0	Standard / standard
8 620 40 001	ø 40	40,0	54,0	Groß / large

Standard / standard

Stück part	f [mm]
5	0,03
5	0,04
5	0,05
6	0,10
3	0,20
3	0,30
3	0,50
2	0,60
2	1,00
2	5,00
1	10,0

Groß / large

Stück part	f [mm]
10	0,03
10	0,04
10	0,05
10	0,10
5	0,20
5	0,30
4	0,50
3	0,60
2	1,00
2	5,00
1	10,0

Darstellung symbolisch
symbolic drawing

▶ Weitere Ausführungen auf Anfrage
further versions on request

ZB 620 9 007

WE/2007/08

©heimatec GmbH, Technische Änderungen vorbehalten
©heimatec GmbH, subject to technical changes

Bedienschlüssel
wrenches

Figur 1
figure 1

Figur 2
figure 2

Figur 3
figure 3

Bestell-Nr. ref.-no.	für Spannmuttern DIN 6499 for clamping nuts DIN 6499	Figur figure
8 655 91 040	ER 11 (ESX 12)	1
8 655 91 041	ER 16	1
8 655 91 042	ER 20	1
8 655 91 043	ER 25	2
8 655 91 044	ER 32	2
8 655 91 045	ER 40	2
8 655 91 046	ER 50	2

Bestell-Nr. ref.-no.	für Spannmuttern for clamping nuts	Figur figure
8 655 91 100	ER 11 AX	3
8 655 91 101	ER 16 AX	3
8 655 91 102	ER 20 AX	3
8 655 91 103	ER 25 AX	3
8 655 91 104	ER 32 AX	3
8 655 91 105	ER 40 AX	3

Darstellung symbolisch
symbolic drawing

▶ Weitere Ausführungen auf Anfrage
further versions on request

©heimatec GmbH, Technische Änderungen vorbehalten
©heimatec GmbH, subject to technical changes

AKYTEC
TOOLS & TOOLING

Notizen
notes

AKYTEC
TOOLS & TOOLING

Notizen
notes

AKYTEC
TOOLS & TOOLING

Hauptsitz/headquarters
heimatec® GmbH
Präzisionswerkzeuge
Carl-Benz-Straße 4
D- 77871 Renchen
Postfach 1136
D- 77867 Renchen
Tel.: +49 (78 43) 94 66 0
Fax: +49 (78 43) 94 66 66
www.heimatec.de
info@heimatec.de

heimatec® Inc.
16 E. Piper Lane Suite 121
USA- 60070 Prospect Heights IL
Tel.: +1 (847) 749 0633
Fax: +1 (847) 749 2445
www.heimatecinc.com
info@heimatecinc.com

heimatec® - Ost, JSC
ul. Kozjubinskogo 4 ofice 209
RUS- 121351 Moskau
Tel.: +7 (495) 648 69 19
Fax: +7 (495) 648 69 19
www.heimatec-ost.ru
sales@heimatec-ost.ru